

PASSIVE INFRARED SENSOR

CE  PA-470L (WIDE ANGLE / LONG RANGE)

CE  PA-480S (SUPER WIDE ANGLE)



NEW GENERATION WALL MOUNT PASSIVE INFRARED SENSOR

PA-470L FEATURES

QUAD ELEMENT + NEW FUZZY LOGIC PROCESSING SYSTEM

"Fuzzy Logic" is the state-of-the-art processing system that simulates the human decision process as it compares various information such as size, temperature differential, etc. to determine the criteria for an alarm condition. This reduces false alarm while maintaining a high detection capability.

PATTERN SELECTABLE WITH INTERCHANGEABLE LENS

Wide angle / long range pattern is selectable during installation by convenient fresnel lens replacement. Spare long range lens is included in package. Zone changeover switch sets the detection pattern to match the lens pattern when lens is changed.

TROUBLE ALARM - LOW VOLTAGE -

When sensor detects a drop in supply voltage, the alarm relay and LED latches in alarm until voltage is restored to its proper level.

ALARM MEMORY

Units contain special circuitry to indicate an alarm has been activated during armed period. Especially useful when more than one unit is used per zone.

REMOTE LED CONTROL

Allows the LED to be enabled/disabled via the control panel.

- *Alarm LED disable (ON / OFF)
- *Alarm contact selectable (N.C. / N.O.)
- *Sensitivity adjustment (60%, 80%, 100%, 120%)
- *Zone changeover (Wide angle/long range)
- *Anti-creep zone

PA-480S FEATURES

WALL MOUNT 180° COVERAGE

Two twin elements cover 90° each to create a full 180° pattern. Each 90° area can be vertically adjusted up or down to create the required coverage pattern.

TROUBLE ALARM - LOW VOLTAGE -

When sensor detects a drop in supply voltage, a trouble alarm is initiated.

- *Alarm LED disable (ON / OFF)
- *Signal count selectable (2 signals / 4 signals)
- *Anti-creep zone



One unit covers two units' area




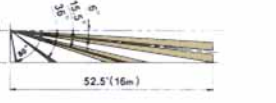

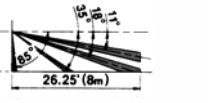


Different coverage by 90° each

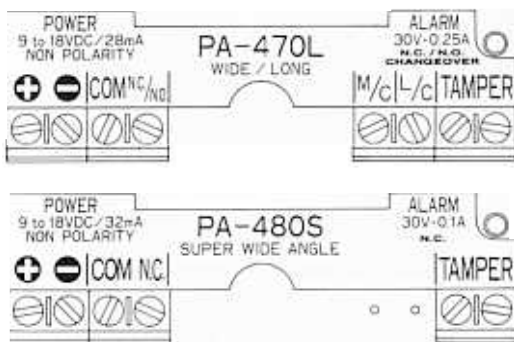


PASSIVE INFRARED SENSOR

COVERAGE

Model	PA-470L		PA-480S
	WIDE ANGLE	LONG RANGE	SUPER WIDE ANGLE
TOP VIEW			
SIDE VIEW			

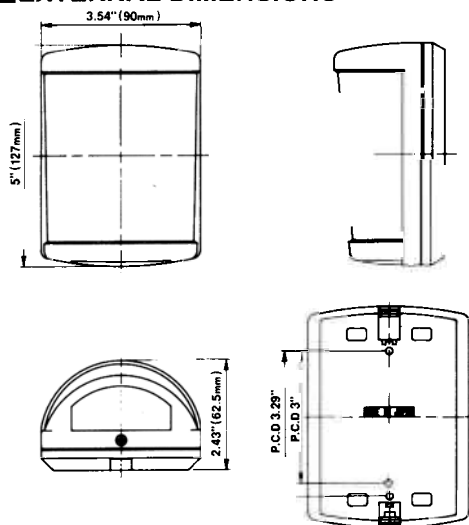
TERMINAL ARRANGEMENT



SPECIFICATIONS The specifications are subject to change without notice.

Model	PA-470L	PA-480S
Detection	Passive infrared (Quad • Fuzzy logic)	
Coverage	Wide angle 52.5' Max (16m)	Long range 66' Max (20m)
Number of sensitive zone	22 pairs (88)	2 pairs (8)
Mounting positions	Indoor wall / pillar	
Supply voltage	9 to 18V DC (non-polarity)	
Power consumption	28mA Max	32mA Max
Alarm output	Dry contact relay (N.C./N.O.selectable) Reset : approx. 2 sec 30V • 0.25A Max (protective resistance 3.3Ω built-in)	Dry contact relay (N.C.) Reset : approx. 2 sec 30V • 0.1A Max (protective resistance 3.3Ω built-in)
Temper signal	Dry contact (N.C.) Open when cover is detached 30V • 0.1A Max	
Alarm LED	Red LED Warm up : flickering (every 0.5 sec.) Alarm : solid (approx. 2 sec.) Memory : continuous solid Trouble alarm : continuous solid (LED disable)	Red LED(2) Warm up : flickering (every 0.5 sec.) Alarm : solid (approx. 2 sec.) Trouble alarm : continuous solid (LED disable)
Memory control	Controls memory indication/ reset with terminal M / C	
LED control	Controls alarm LED indication with terminal L / C	
Trouble alarm	Low power voltage : monitors drop in power voltage Operate : initiate trouble alarm	
Ambient temp. range	+14°F to +122°F (-10°C to +50°C) without condensation	
Wiring	Terminals	
Area adjustment	Downward 5 positions	
Weight	5.82 oz. (165g)	
Accessory	Fixing screw : 4 × 30 2pcs. Long range lens	Fixing screw : 4 × 30 2pcs. Area lock screw : 3 × 10 1pc.

EXTERNAL DIMENSIONS



The passive infrared sensor is designed to detect infrared energy variations caused by the presence of a human body. Therefore, note that similar variations in conditions in protected area, due to other reasons, may cause the sensor to create an alarm as it is unable to distinguish between sources

Please note : This sensor is designed to detect intrusion and to initiate an alarm ; it is not a burglary - preventing device.

PULNiX is not responsible for damage, injury or losses caused by accident, theft, Acts of God (including inductive surge by lightning), abuse, misuse, abnormal usage, faulty installation or improper maintenance.