

# DUAL ZONE OUTDOOR PIR

## MS-12FE

(2 Dual Zones: Variable Angle up to 180 degrees)



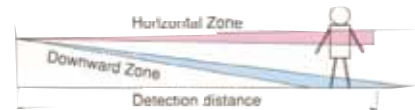
# TAKE<sup>®</sup>X

DUAL ZONE system reduces false alarms, making outdoor use more reliable!

## Features

- **DUAL ZONE SYSTEM**

This sensor is equipped with a DUAL ZONE system which initiates an alarm only when detection occurs in both horizontal and downward zones simultaneously. No alarm signal is given if only one zone is activated by small animals, vehicles etc.

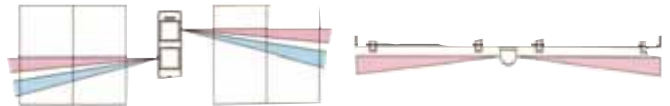


- **180° WIDE ANGLE COVERAGE**

180° coverage detection is possible by using both upper and lower sensors in 'OR' detection mode.

- **VARIOUS DETECTION PATTERNS**

Perimeter, window or wall detection can be made by adjusting the detection zone with area masking sheet. Equipped with two sensors, the MS-12FE can cover two perimeters or windows by itself.



- **RAINPROOF HOUSING**

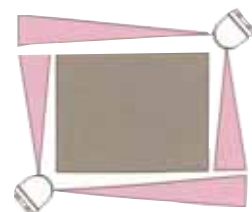
Rainproof structure facilitates outdoor installation. Various mounting positions such as wall and pole can be chosen.

- **DAYLIGHT**

With the daylight setting, alarm output can be controlled by the illuminance of the surrounding environment. Operation during night time only is available.

- **SENSITIVITY ADJUSTMENT**

Sensitivity can be adjusted between 30% and 170%.

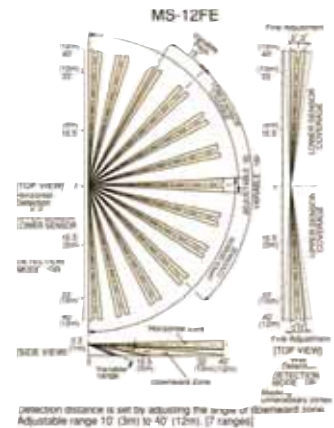


## Specifications

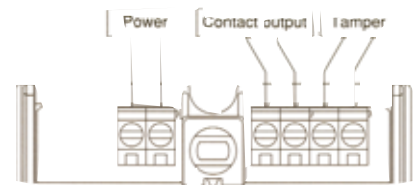
Model	<b>DUAL ZONE OUTDOOR PIR</b>
Model Number	MS-12FE
Detection System	Passive infrared
Detection Area (2 sets of)	When Horizontal Detection Angle: 90° per head (Full cover 180°) Detection distance: 40' (12m) Horizontal zone: 7 zones Downward zone: 7 zones
Detection Adjustment	Horizontal: ±90°: Detection distance: 10' to 40' (3 to 12m) (By adjusting vertical angle of downward zone)
Supply Voltage	12V to 30V DC (non-polarity)
Power Consumption	40mA max.
Alarm Output	Dry contact relay output N.C./N.O. selectable Contact capacity: 30V (AC/DC), 0.5A Max. (Resistance load) Contact operation: Detection time +off delay (Approx. 2 sec.~ approx. 5 min.)
Detection Settings	Daylight: Night (10 lux): Day and Night
Tamper Output	Dry contact relay output N.C Contact capacity: 30V (AC/DC), 0.5A Max. (Resistance load)
Operation LED	Red LED: Blinking at warm up Lighting at alarm (LED disabled)
Pulse Count Settings	Once / three times (with a switch)
Sensitivity Adjustment	Approx. 30% (L) - approx. 170% (H) (by Potentiometer)
Detection Mode	AND / OR selectable
Connection	Terminals
Ambient Temperature	-20°C to +50°C (-4°F to +122°F)
Mounting Position	Indoor / Outdoor: Height 0.8m to 1.2m (31.5" to 47.24")
Weight	470g (16.5 oz)
External Appearance	Body: AES resin, Lens: PE resin
Accessory	Tapping screw: 2 Area sheeting mask: 2

Due to ongoing product improvements, specifications may change without notice.

## Detection Area



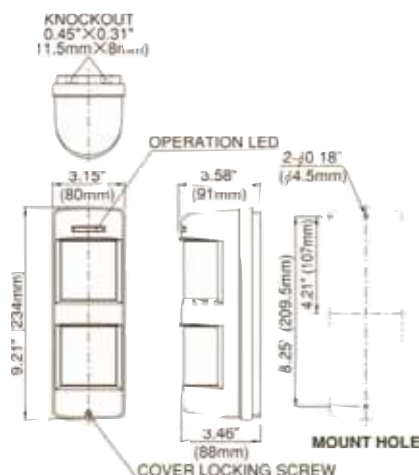
## Terminal Configuration



- 12V to 30V DC (Non polarity)
- Power consumption: 40mA MAX

Wire Size: AWG24 - AWG14 (0.2mm<sup>2</sup> - 2mm<sup>2</sup>)

## External Dimensions



Note: This sensor is designed to detect passing objects and to initiate a signal. It is not a burglar-preventing device. TAKEX is not responsible for damages or losses caused by accidents, thefts, Acts of God (including inductive lightning), abuses, misuses, abnormal usages, faulty installation or improper maintenance.



### TAKEX Europe Ltd.

Aviary Court, Wade Road  
Basingstoke, Hants RG24 8PE, U.K.  
Tel: 44 (1256) 475555  
Fax: 44 (1256) 466268  
Email: sales@takexeurope.com  
Website: www.takexeurope.com

MS-12FE DS-05 04  
(CRI-165)