

SENSOR SWITCH



MS-100E (12VDC)



Sensor switch for outdoor/indoor use.

Variable multi-area system enables selection of 4 detection patterns.

MS-100E is a passive infrared sensor which is designed to detect far-infrared rays (= body temperature) emitted from human body.

POSSIBLE TO USE OUTDOORS as well as indoors. For wide applications as a switch to control illuminator or various home automation apparatus.

Advanced variable multi-area system

Combination of newly developed variable multi-area system and wide adjustment feature enables 4 detection patterns to fit for various installation sites.

To activate illuminator/surveillance camera

Usable as a switch to activate surveillance camera as well as to turn outdoor/indoor illumination ON/OFF for energy saving or convenient illumination.

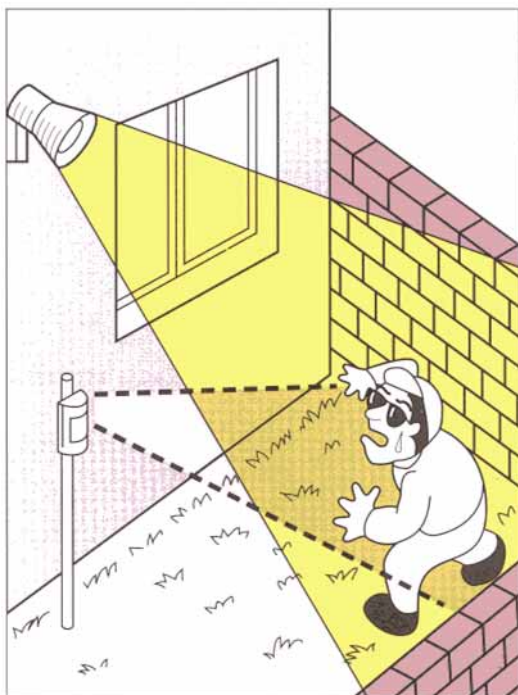
(Dry contact relay : N.C./N.O. selectable)

Weather-proof

Rain-proof allows outdoor/semi-outdoor installation as well as indoor installation.

Ceiling/wall/pole mount available.

APPLICATION

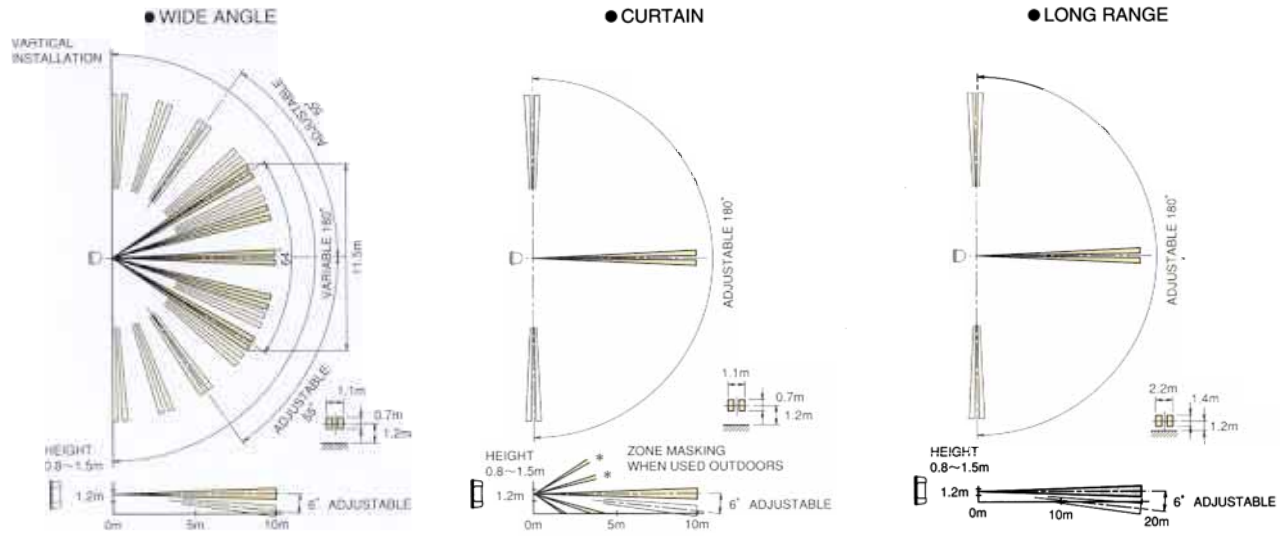


● To CONTROL ILLUMINATOR

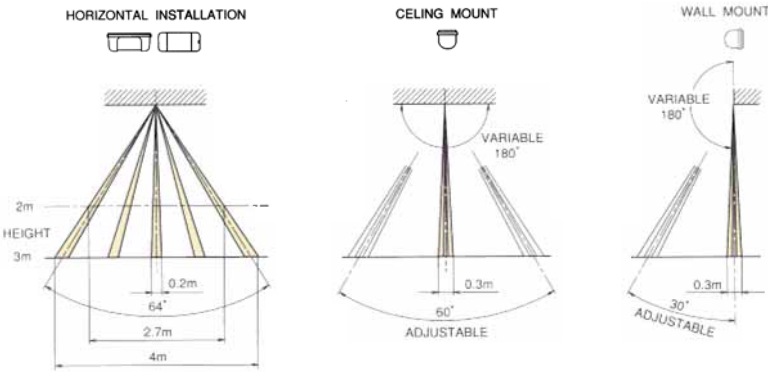
SPECIFICATIONS

Sensor switch	
Model	MS-100E
Detection system	Passive infrared
Coverage	Vertical Installation <ul style="list-style-type: none"> ● Wide Angle [Max. 33'(10m)] (5 pairs) ● Curtain [Max. 33'(10m)] (5 pairs) ● Long Range [Max. 66'(20m)] (1 pair)
	Horizontal Installation <ul style="list-style-type: none"> ● Vertical Curtain [Max. 10'(3m)] (5 pairs)
Supply voltage	10.5VDC to 30VDC (Non polarity)
Power consumption	30mA or less
Output signal	Dry contact relay output Form N.C./N.O. selectable <ul style="list-style-type: none"> ● Contact capacity ; 30V (AC·DC), 0.5A MAX. (Resistance load) ● Contact operation ; Detection time + off delay (Approx. 2 sec.~approx. 5 min.)
Tamper signal	Dry contact relay output N.C. <ul style="list-style-type: none"> ● Contact capacity ; 30V (AC·DC), 2A MAX. (Resistance load)
Adjustment Volumes	Delay time <ul style="list-style-type: none"> ● Approx. 2 sec.~Approx. 5 min. (Detection time + off delay)
	Day light <ul style="list-style-type: none"> ● Approx. 10 lux~∞ (Regardless illuminance)
	PIR sensitivity <ul style="list-style-type: none"> ● Approx. 30% (L)~Approx. 170% (H) (100% set at factory)
Contact changeover	Form N.C./N.O. changeover (by switch) -4°F to 122°F (-20°C to +50°C)
Mounting position	Vertical Installation <ul style="list-style-type: none"> ● Indoor / outdoor (pole/wall) (Height 0.8~1.5m)
	Horizontal Installation <ul style="list-style-type: none"> ● Indoor / semi outdoor (wall / ceiling) (Height 3.0m Max.)
Operation LED	Light at the detection time + off delay
Connection	Terminals
Weight	7.7 oz (220g)
...	Cover : PE resin (white) Body : AES resin (white)
Optional	Ceiling / wall mount attachment (BCW-401) Wall mount fittings (BW-14)

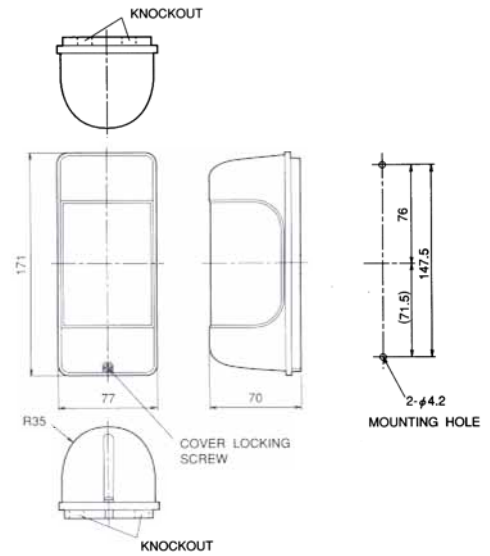
PATTERN



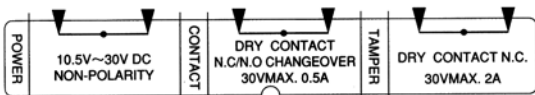
CURTAIN



EXTERNAL DIMENSIONS (mm)



WIRING



OPTIONAL ACCESSORY

● WALL MOUNT FITTINGS (BW-14)



● CEILING/WALL MOUNT ATTACHMENT (BCW-401)



BW-14 IS REQUIRED.

Please note : This sensor is designed to detect passing objects and to initiate an alarm ; it is not a burglary-preventing device. PULNiX is not responsible for damage, injury or losses caused by accident, theft, Acts of God (including inductive surge by lightning), abuse, misuse, abnormal usage, faulty installation or improper maintenance.

LEAF6-00E7-4 (9102-03) -003403