


FMR-212T

1-Channel 27MHz FM, Timer Controlled Receiver with Relay Output

Features

- Wide supply connection – 10.0 to 28.0 Volts AC/DC
- Crystal Controlled
- Digitally Encoded
- Delayed-off Output



Description


The FMR-212T is a single channel receiver with 9 different relay output modes. Each mode is user selectable by changing the setting on the 4-way DIP switch. Modes include momentary, flip-flop, 1-10 second delayed off, 10-300 second delayed off, pulsing, latching, on-off, custom and test.

Compatibility


All Elsema type FMT-... series

- KEY-301, KEY-302, KEY-304
- FMT-301, FMT-302, FMT-304
- FMT-401, FMT-402, FMT-404
- FMT-312E, FMT-31202E, FMT-31204E

Products in the Range



FMR-212T
(Receiver)



FMR-212TQ
(Receiver with Quick-mount)












FMR-212TE
(Receiver with Case)

Technical Data

Power Supply	10 - 28 VAC Can use Elsema AC power supply PP12 or PP24
Current Consumption	15mA stand by at 12 VDC; 40mA if relay is "ON" at 12VDC
Receiving Frequency	27.145MHz (Other freq. available: 27.045, 27.195 & 27.455MHz. NB. 27.455 freq. is not available for Australia)
Type of Crystal Used	26.690MHz, 3rd overtone, 20pF, 30ppm at 0-50°C
IF Freq	455kHz
Selectivity	At least -40dB at ±10kHz
Sensitivity	Better than 1uV (for transistor to switch on)
Type of demodulation	Narrow-bandwidth Frequency Modulation (FM)
Band Width	±2.5kHz
Decoding System	Onboard 12-way coding switch (4096 digital channels)
Output	Change over relay output, rated at 5A / 240V
Relay Contacts	Common (C) Normally Close (NC) & Normally Open (NO)
Timer	Adjustable from 1-300 sec. Refer to table for selecting different output modes.
Connections	6-way screw type terminal block
Antenna	50Ω, 27MHz Antenna, Elsema ANT27M for maximum performance A piece of approximately 300mm wire can be used for short range applications
Dimensions	96 x 70 x 20mm
Mounting	Clip into a QM100 Quick Mount or UBB plastic case
Weight	58g
Compatible Transmitters	All Elsema type FMT-... series and KEY-3.. series

9 Different Relay Output Modes of FMR-212T

<p>4-Way Dip Switch Mode Settings</p> <p>The output relay will respond in the following manner when receiving the correct signal from a transmitter</p>	
<p>1 2 3 4</p> 	<p>Momentary Relay on, only while correct signal is received.</p>
	<p>Flip- Flop Relay alternates at every correct incoming signal.</p>
	<p>Delayed Off 1 Relay on, but delayed off for 1-10 seconds, adjustable by trimpot.</p>
	<p>Delayed Off 2 Relay on, but delayed off for 10-300 seconds, adjustable by trimpot.</p>
	<p>Pulsing Relay will pulse at 1 Hz for 10 - 300 seconds, adjustable by trimpot.</p>
	<p>Latching on Relay will energize until supply to receiver is momentarily interrupted.</p>
	<p>On-Off This mode requires a 2-channel Tx. Channel 1 will always energize the relay. Channel 2 will always de-energize the relay.</p>
	<p>Custom This mode is reserved for specific customers' requirements.</p>
	<p>Test Relay is energized, for test purpose only.</p>

Elsema Pty Ltd
 3/10 Hume Rd, Smithfield
 NSW 2164
 Ph: 02 9609 4668
 Fax: 02 9725 2663
 Website: www.elsema.com

Distributed by: